

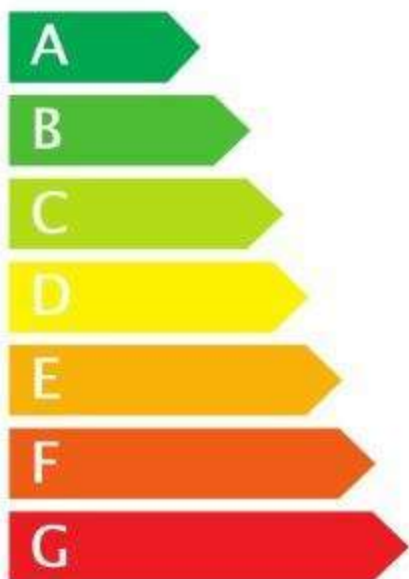


# ENERG




Candy

RO 1284DWME/1-S




**A**

**47 kWh**



**8,0 kg**



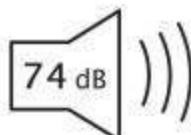
**3:38**



**44 L**



**AB** CDEFG



**AB** CD