



# ENERG

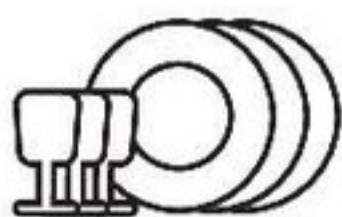


**Bosch**

SMS6ECC51E




**74 kWh** /



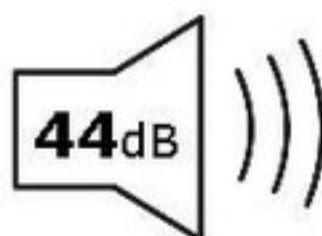
**13 x**



**9,5 L**



**4:35**



**A B C D**