

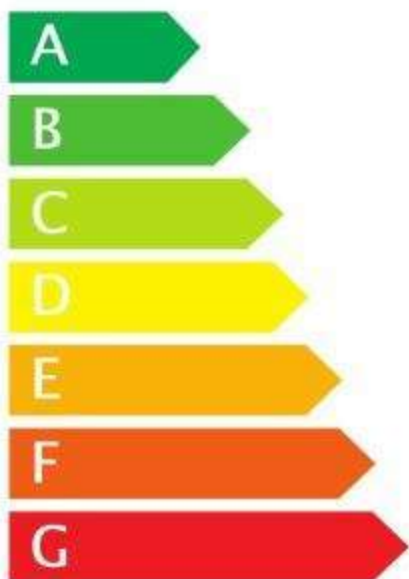


ENERG




Candy

1496DWMCE/1-S ^{RO}




A

49 kWh



9,0 kg



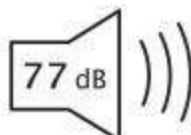
3:48



46 L



AB CDEFG



ABC D