












 **ENERG** 

**INDESIT** BDE 76435 9WS EE

	
<b>D</b>	<b>B</b>

 **307 kWh/100<sup>l</sup>**      **52 kWh/100<sup>l</sup>**

 <b>6,0 kg</b>	 <b>7,0 kg</b>
 <b>65 L</b>	 <b>46 L</b>
 <b>9:20</b>	 <b>3:25</b>

 **ABCDEFG**      **75 dB** **ABCD**

2019/2014