



ENERG



Candy

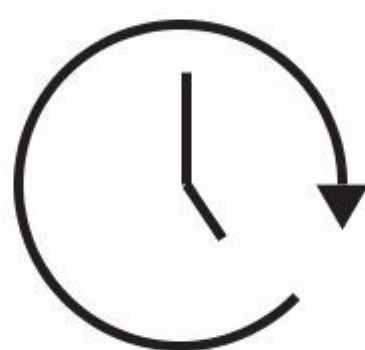
RO 1486DWME/1-S




47 kWh / 100



8,0 kg



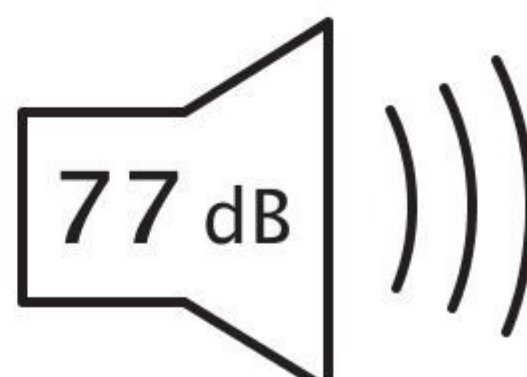
3:38



44 L



A **B** C D E F G



A B **C** D