














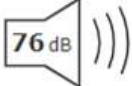
 **ENERG**  

HISENSE WFQE7014EVM

A        **A** 

45 kWh /  100

 **7.0 kg**  **3:16**  **42 L**

 **ABCDEFG**  **76 dB** **ABCD**

M102/6102

